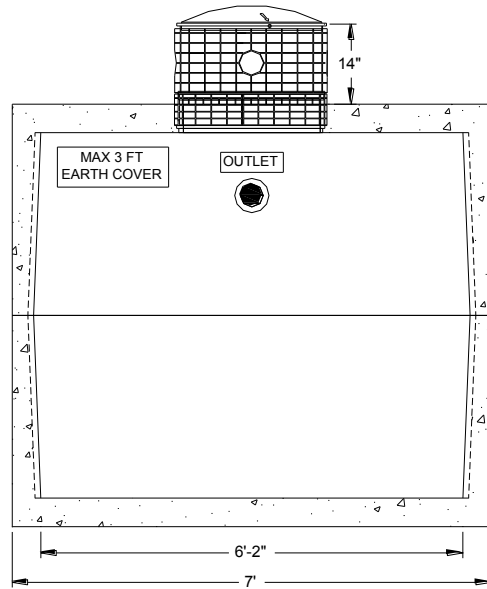
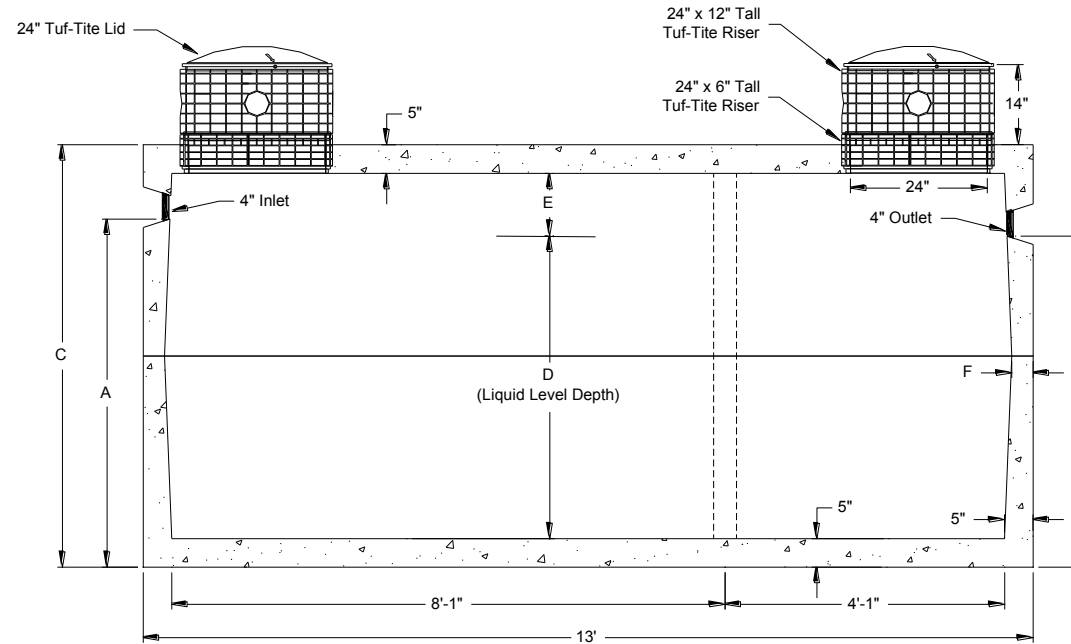


End View



Cross Section



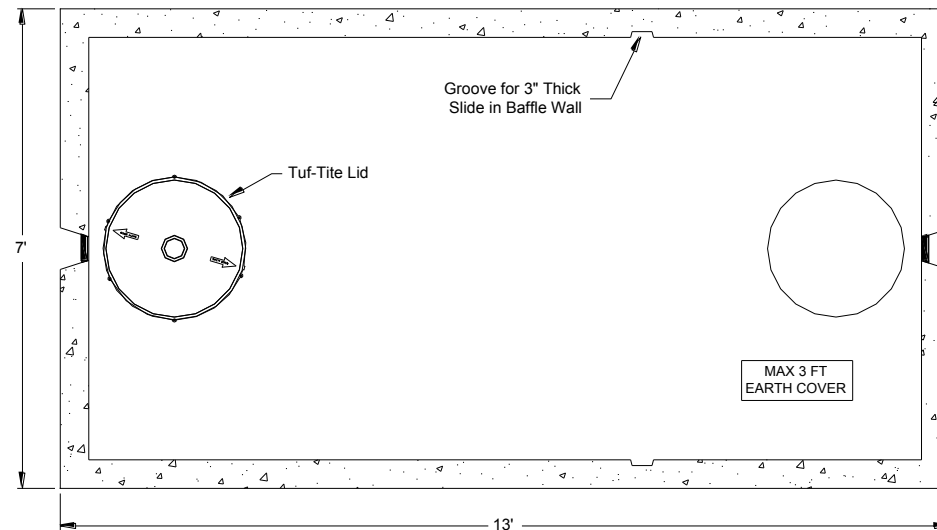
SPECIFICATIONS

Tank: Manufactured per 2013 Montana Circular DEQ-4 Chapter 5 design standards for septic tanks, Tuf-Tite TS-4Pro pipe seals cast in for inlet and outlet pipe penetrations, 2 EA 24" dia. x 6" tall Tuf-Tite access risers cast into top of tank.

Miscellaneous: 2 EA 24" dia. x 12" tall Tuf-Tite access riser extensions, 2 EA 24" Tuf-Tite lids, SS screws, Con-Seal CS-102 1-1/4" butyl rubber sealant to seal center tank joint.

NOTE 1): Tank must be installed per Billings Precast's 'Tank Installation Guide' or warranty will be VOID.

NOTE 2): Tank shall not be placed in a traffic area (ie. parking lot, driveway, etc.) - Warranty will be VOID if driven on.



Top View

Model	A	B	C	D	E	F	Gallon	Weight
ST20	4'-3"	4'-0"	5'-2"	3'-7"	9"	4"	2000	10,445 lb./Half [20,890 lb. Total]
ST25	5'-1"	4'-10"	6'-2"	4'-5"	11"	3 3/4"	2500	11,380 lb./Half [22,760 lb. Total]
ST30	5'-11"	5'-8"	7'-2"	5'-3"	1'-1"	3 1/2"	3000	12,260 lb./Half [24,520 lb. Total]

5815 Interstate Avenue
Billings, Montana 59101
PHONE (406) 656-6098
FAX LINE (406) 656-4942
billingsprecast.com



DWG. NO.

ST20, ST25 & ST30

2000, 2500 & 3000 Gallon Septic Tanks
- One Compartment -

SCALE: NONE

DATE: 2-5-14

REV: DRN: WDB